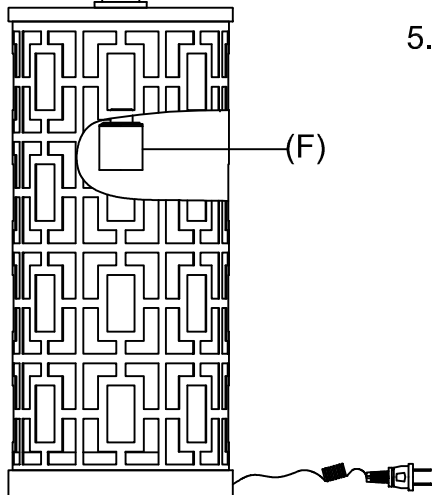
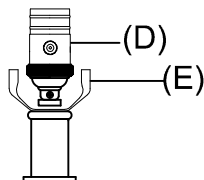
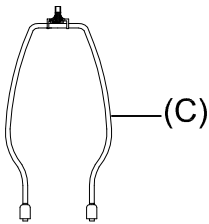




ETHAN ALLEN

097186 Geo Symmetric Table Lamp Assembly Instructions



1. Remove all parts carefully from the carton.
2. Insert harp (C) into the harp saddle (E) by squeezing both sides of the harp.
3. Remove finial (A) from harp (C). Place lamp shade (B) over the bolt attached to the top of the harp. Screw finial (A) onto the bolt to secure the shade to the harp.
4. Insert light bulb Type A, max 150 watt into the socket (D).
Insert light bulb Type A, max 60 watt into the socket (F).
5. Plug lamp into electrical outlet.